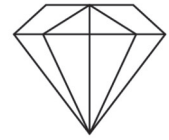


# OTTOCOLL® M 501 SPECIAL

The crystal clear hybrid adhesive



1-component hybrid polymer STP adhesive

For indoor and outdoor application

M 501



## Characteristics

- ▶ Crystal clear - For inconspicuous bondings
- ▶ Very good adhesion on many materials - Can be used on many materials without pretreatment
- ▶ Compatible with natural stone - Does not cause greasy deposits on natural stones
- ▶ Also bonding to damp surfaces
- ▶ Elastic - Compensates movements
- ▶ Can be painted and varnished – please observe application instruction in Technical Data Sheet
- ▶ Silicone-free
- ▶ Free of isocyanates

## Fields of application


- ▶ Bonding of stone, natural stone and ceramic
- ▶ Bonding of mirrors on ceramic, glass, plastic, stainless steel, aluminium, wood, concrete, etc.
- ▶ Bonding of window sills, floor strips, decorative strips and stairs
- ▶ Bonding and mounting different materials, such as wood, wooden materials, plastics, metals and mineral substrates

## Standards and tests

- ▶ Meets the requirements for fire behavior according to EN 13501: Class E
- ▶ EMICODE® EC 1 Plus - very low emission
- ▶ French VOC-emission class A+
- ▶ Declaration in "baubook" Austria
- ▶ Suitable for applications according to IVD instruction sheet no. 30+35 (IVD = German industry association sealants)

## Technical properties

Skin-forming time at 23 °C/50 % RH [minutes]	~ 40
Curing in 24 hours at 23 °C/50 % RH [mm]	~ 3
Processing temperature from/to [°C]	+ 5 / + 40
Viscosity at 23 °C	pasty, stable
Density at 23 °C according to ISO 1183-1 [g/cm³]	~ 1,0
Shore-A-hardness according to ISO 868	~ 30
Stress expansion modulus at 100 % according to ISO 37, type 3 [N/mm²]	~ 0,6
Tensile expansion according to ISO 37, type 3 [%]	~ 470
Tensile strength according to ISO 37, type 3 [N/mm²]	~ 2,1



**Hermann Otto GmbH**  
 Krankenhausstr. 14 | 83413 Fridolfing, Germany  
 ☎ +49 8684 908-0 | @ info@otto-chemie.de  
 www.otto-chemie.com

**Application advice**  
 ☎ +49 8684 908-4300  
 @ tae@otto-chemie.de



Temperature resistance from/to [°C]	- 40 / + 90
Shelf life at 23 °C/50 % RH [months]	12 <sup>1</sup>

1) from production

These data are not suitable for the issue of specifications. Please contact OTTO-CHEMIE before issuing specifications.

### Pretreatment

The adherent surfaces have to be clean, free from dust and grease as well as sustainable.

The adhesive surfaces must be cleaned and any contamination such as release agents, preservatives, grease, oil, dust, water, old adhesives/sealants and other substances impairing adhesion must be removed. Cleaning of non-porous substrates: Clean with OTTO Cleaner T (no flash-off time required) and a clean, lint-free cloth. Cleaning porous substrates: Clean surfaces mechanically, e.g. with a steel brush or a grinding disc, to remove loose particles.

### Primer table

The demands on elastic sealings and bondings depend on the respective exterior influences. Extreme fluctuations in temperature, tensile or shear forces, repeated contact with water etc. demand high requirements of a bonding. In such cases it is advisable to apply primer according to the recommendations of our technical department (e. g. +/OTTO Primer 1216) in order to achieve a resilient bonding.

Acrylic glass/PMMA	1217 / OTTOSEAL S 72
Aluminium	+ / 1216
Aluminium anodized	+ / 1226
Concrete	1225
Stainless steel	+ / 1216
Epoxid resin coating	+
Fibre cement	1225
Glass	+ / 1101
Wood, untreated	+ / 1215 <sup>1</sup>
Ceramic, glazed	+ / 1216
Ceramics, unglazed	+ / 1216
Copper	+ / 1216 <sup>2</sup>
Brass	+ / 1226
Metal powder coated / varnished	+ / T
Natural stone	+ / 1216 <sup>3</sup>
Polycarbonate	+ / 1217
Polyester	+
Polypropylene	-
Cellular concrete	1225
PVC unplasticized	+ / 1217
Zinc, galvanised iron	+ / 1216

1) Upon high exposure to water please contact our Technical Department.

2) Not suitable for the sealing of covering plates made of copper.

3) Only suitable for bondings. For sealings we recommend our OTTOSEAL® S 70.

+ = good adherence without primer

- = not suitable

T = Test/pilot test advised

### Important information

Before applying this product the user has to ensure that the materials in the area of contact (solid, liquid and gaseous) are compatible with it and also amongst each other and do not damage or alter (e. g. discolour) each other. As for the materials that will be used at a later stage in the surrounding area of the product the user has to clarify beforehand that the substances of content or evaporations do not lead to an impairment or alteration (e. g. discolouration) of the product. In case of doubt the user should consult the respective manufacturer of the material.

Paints, lacquers, plastics and any other coatings must be compatible to the adhesive/sealant.

For bonding or sealing of glass which is exposed to UV-radiation we recommend the use of our high quality silicone adhesives / sealants such as OTTOSEAL® S 110 / S 120 (for sealing of glazing rebate), OTTOSEAL® S 10 (e.g. for bonding), OTTOSEAL® S 7 (for weathersealing) or OTTOCOLL® S 81 (for bonded windows).

For bonding or sealing of transparent plastic material, such as acrylic glass, exposed to UV-radiation we recommend our

silicone sealant OTTOSEAL® S 72.

Changes to the product properties (e.g. colour, mechanical properties) caused by external influences (especially by translucent substrates or wide adhesive joints) by, for instance, UV-radiation and higher temperatures) can not be excluded. The adhesive joint has to be made accordingly.

Through contact with non-ferrous metals colour-changes of the adhesive (especially for full-surface bondings) can not be excluded.

Not suitable for sealing / bonding copper upon impact of UV-radiation and temperature.

The colours of the sealant may be affected by environmental influences (high temperature, chemicals, vapours, UV-radiation).

This does not affect the characteristics of the product.

EMICODE® is a registered trademark of GEV e. V. (Düsseldorf, Germany)

## Application information

In order to achieve optimal adhesion and good mechanical characteristics, the entrapment of air in the joint must be avoided.

Curing time can be reduced by humidification and increased temperatures.

For the full-surface bonding of steam-tight substrates the adhesive should be moistened.

Our product can be overcoated with paint or varnish. The compatibility between the coating and our product has to be checked before the application by the user/processor - possibly under production conditions. Our OTTO application technology will gladly support you non-committally. If, in exceptional cases, after successful compatibility test our product is coated over the entire surface, this coating must also be able to follow the elastic movement of the sealant. Otherwise crack formations in the coat of paint or optical impairments may occur.

Paints, lacquers, plastics and any other coatings must be compatible to the adhesive/sealant. Materials with alkaline contents may cause interactions in the form of discolouration.

Pure mineral paints (e.g. based on potassium silicate or lime) are not suitable for painting over the entire surface due to the brittleness of the paint.

Depending on the climatic conditions and the type of painting, the coating materials can be reworked from about 1 hour.

In contact with oxidatively curing paints (e.g. alkyd resin paints) drying and curing can be delayed or prevented.

We recommend preliminary tests.

Coatings and their evaporation can lead to discolouration of the adhesive/sealant.

Discolouration of coatings due to interaction with the adhesive/sealant is not excluded.

Due to the many possible influences during and after application, the customer always has to carry out trials first.

Please observe the recommended shelf life which is printed on the packaging.

We recommend to store our products in unopened original packagings dry (< 60 % RH) at temperatures of +15 °C up to +25 °C. If the products are stored and / or transported at higher temperatures / air humidity for longer periods (some weeks), a diminution of durability or a change of material characteristics may arise.

The instructions described below apply both to the bonding of glass/acrylic glass mirrors and to the bonding of painted glass.

Processing as mirror adhesive:

Only mirrors should be bonded which have a reflecting and protection layer according to DIN EN 1036. In case of doubt please contact the manufacturer of the mirror.

When selecting the painted glass, it is important to take into account the customary local exposure, as well as the layer thickness and light transmission of the paint. With some non-opaque coatings it is possible that even transparent adhesives are visible on the front side.

Mineral substrates such as concrete, plaster, masonry, gypsum board, cellular concrete as well as untreated wood have to be primed with OTTO Primer 1105. This is essential. The use of this primer as barrier does not only improve the adhesion, but it is also a barrier to alkaline. Without a barrier the alkaline in combination with moisture can (amongst others) damage the back side of the mirror.

Never apply the adhesive in a point-shaped manner, but in vertical strips. The length of one adhesive strip should not exceed 200 mm. For each m<sup>2</sup> of glass/mirror at least 3 adhesive strips must be applied in such a way that the strip width does not exceed 10 mm after pressing on the glass/mirror and the distance between the adhesive strips is at least 200 mm, so that the air circulation required for vulcanisation is possible. An adhesive surface of at least 10 cm<sup>2</sup>/kg glass/mirror is required for optimum load-bearing capacity.

In order to avoid the confinement of the crosslinker splitting product, a minimum space of 1.6 mm between mirror and substrate has to be kept mandatory. This space can be avoided most purposefully by stickingspacers. The minimum distance prescribed here serves the outbreathing of the crosslinker splitting product.

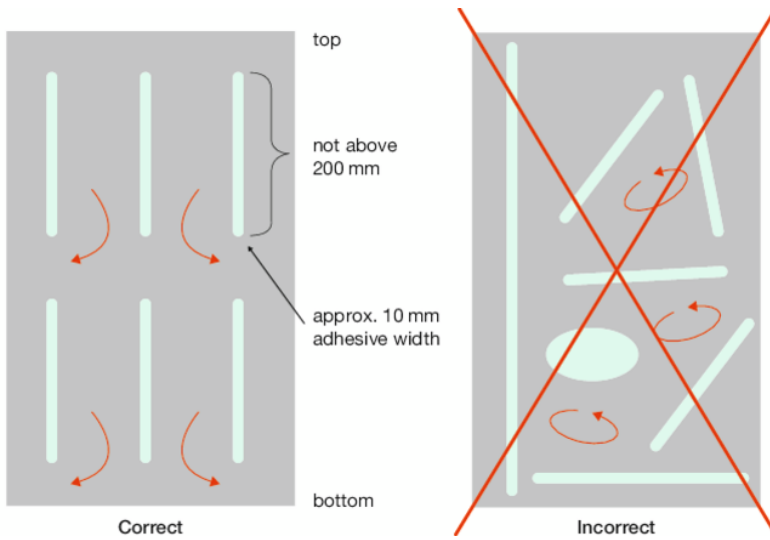
The recommended adhesive layer thickness is 2 - 4 mm.

The mechanical strength, necessary for the bonding, will be achieved after approx. 48 hours at the earliest (+23 °C, approx. 50% RH). Until this point a mechanical fixation is necessary. This can be done with removable mechanical aids, e.g. blocks of wood, wedges or single-sided adhesive tapes used at the front of the mirror (mirror side) or with double sided adhesive tapes such as OTTOTAPE fixing tape applied in a double layer to the back of the mirror (rear).

We recommend OTTOSEAL® S 70 and OTTOSEAL® S 80 for the external sealing of the glass in connection with natural stones, and OTTOSEAL® S 120 and OTTOSEAL® S 125 in connection with other materials such as ceramics, metal, glass, etc.

It should be noted that sealing may only take place after complete curing of the adhesive and escape of the fission products.

This time is about 7 days. In the case of coated glass/mirrors without glass backing, only the vertical glass edges should be sealed in order to avoid damage to the glass/mirror coating due to condensation. Please note the following drawing.



When bonding to ceilings and walls (if the upper edge of the glass is 4 m above the floor surface), the glass must additionally be mechanically secured, e.g. by screwing or inserting it into frames.

### Packaging

	310 ml cartridge
○ transparent	M501-04-C00
Pieces per packaging unit	20
Pieces per pallet	1200

Due to typographical reasons the colours shown below may differ from the original colours of the products.

### Safety precautions

Please observe the material safety data sheet.  
After curing, the product is odourless.

### Disposal

Information about disposal: Please refer to the material safety data sheet.

### Warranty information

The above information and our technical application advice, whether verbal, in writing or by means of tests, are provided to the best of our knowledge, but are non-binding, including with regard to any third-party property rights. The information in this publication does not exempt the processor from carrying out their own tests on our products with regard to their suitability for the intended processes and purposes. The application, use and processing of our products and the products manufactured on the basis of our technical application advice are beyond our control and are therefore the sole responsibility of the processor. If the application for which our products are used is subject to an official authorisation requirement, the user is responsible for obtaining these authorisations. We reserve the right to adapt the product to technical progress and new developments. For the rest, we refer to our General Terms and Conditions, in particular with regard to any liability for defects. You can find our GTC at [www.otto-chemie.de](http://www.otto-chemie.de).