



1-component silicone sealant based on oxime, neutral cross-linking, MEKO-free

For indoor and outdoor application

S 115

Characteristics

- ▶ Excellent weathering, ageing and UV-resistance
- ▶ Contains fungicides - Resistance to mould infestation
- ▶ Good compatibility with paints according to DIN 52452 (not paintable) - No interaction with existing and adjacent coatings
- ▶ Does not cause corrosion on unprotected metal surfaces

Fields of application

- ▶ Sealing of joints on windows and doors made of wood, metal and plastic
- ▶ Sealing of expansion and connections joints on prefabricated concrete and cellular concrete units
- ▶ Sealing of joints on façades, metal constructions
- ▶ Sealing expansion and connection joints in bathroom areas

Standards and tests

- ▶ Tested according to EN 15651 – Part 1: F EXT-INT CC 25 LM
- ▶ Tested according to EN 15651 – Part 3: XS 1
- ▶ Tested fire behaviour in accordance with EN 13501: class E
- ▶ According to the requirements of DIN 18540-F
- ▶ French VOC-emission class A+
- ▶ Suitable for applications according to IVD instruction sheet no. 3-1+3-2+7+9+14+19-1+20+24+25+27+29+31+32+35 (IVD = German industry association sealants)

Technical properties

Skin-forming time at 23 °C/50 % RH [minutes]	~ 5 - 15
Curing in 24 hours at 23 °C/50 % RH [mm]	~ 2
Processing temperature from/to [°C]	+ 5 / + 35
Density at 23 °C according to ISO 1183-1, coloured [g/cm³]	~ 1,2
Density at 23 °C according to ISO 1183-1, transparent [g/cm³]	~ 1,0
Viscosity at 23 °C	pasty, stable
Shore-A-hardness according to ISO 868, coloured	~ 30
Shore-A-hardness according to ISO 868, transparent	~ 25
Permissible movement capability [%]	25
Stress expansion modulus at 100 % according to ISO 37, type 3 [N/mm²]	~ 0,5
Tensile expansion according to ISO 37, type 3 [%]	~ 550
Tensile strength according to ISO 37, type 3 [N/mm²]	~ 1,4
Temperature resistance from/to [°C]	- 40 / + 180
Shelf life at 23 °C/50 % RH for cartridge/foil bag [months]	12



Shelf life at 23 °C/50 % RH for pail/drum [months]	12
--	----

These data are not suitable for the issue of specifications. Please contact OTTO-CHEMIE before issuing specifications.

Pretreatment

The adherent surfaces have to be clean, free from fat, dry and sustainable.

The adhesive surfaces must be cleaned and any contamination such as release agents, preservatives, grease, oil, dust, water, old adhesives/sealants and other substances impairing adhesion must be removed. Cleaning of non-porous substrates: Clean with OTTO Cleaner T (no flash-off time required) and a clean, lint-free cloth. Cleaning porous substrates: Clean surfaces mechanically, e.g. with a steel brush or a grinding disc, to remove loose particles.

Primer table

The demands on elastic sealings and bondings depend on the respective exterior influences. Extreme fluctuations in temperature, tensile or shear forces, repeated contact with water etc. demand high requirements of a bonding. In such cases it is advisable to apply primer according to the recommendations of our technical department (e. g. +/OTTO Primer 1216) in order to achieve a resilient bonding.

Acrylic glass/PMMA	-
Acrylic bathroom surfaces (e. g. bath tubs)	+ / 1101
Aluminium	+
Aluminium anodized	+ / 1101
Aluminium powder-coated	1101 / T
Aluminium powder-coated (contains teflon)	T
Concrete	1105 / 1215
Concrete block	-
Lead	+ / 1216
Stainless steel	+ / 1216
Iron	1216
Epoxid resin coating	+ / 1216
Glass	+
Wood, painted (solvent systems)	+
Wood, painted (aqueous systems)	+
Wood, varnished (solvent systems)	+
Wood, varnished (aqueous systems)	+
Wood, untreated	1215 / 1226 ¹
Ceramic, glazed	+ ²
Ceramics, unglazed	+
Clinker	1215
Artificial stone	-
Plastic profiles (unplasticized, e. g. Vinnolit)	1217 / 1227
Copper	+ ³
Melamine resin panels	1225 / T
Brass	+ ³
Natural stone / marble	-
Polyester	+
Polypropylene	-
Cellular concrete	1105 / 1215
Plaster	+ / 1105 / 1225
PVC unplasticized	1217 / 1227
PVC-soft-foils	1217 / 1227
Tinplate	1216
Zinc, galvanised iron	+

1) Upon high exposure to water please contact our Technical Department.

2) When using ceramic tiles with a special surface coating such as Ceramicplus of Villeroy + Boch we recommend a pre-treatment with OTTO Cleanprimer 1226. When using ceramic tiles with other surface coatings it is advisable to contact our Technical Department or make preliminary tests.

3) The reaction of neutral silicone with non-ferrous metals, such as copper, brass, etc. is possible. Upon curing un-blocked air admission is necessary.

+ = good adherence without primer

- = not suitable

T = Test/pilot test advised

Important information

Before applying this product the user has to ensure that the materials in the area of contact (solid, liquid and gaseous) are compatible with it and also amongst each other and do not damage or alter (e. g. discolour) each other. As for the materials that will be used at a later stage in the surrounding area of the product the user has to clarify beforehand that the substances of content or evaporations do not lead to an impairment or alteration (e. g. discolouration) of the product. In case of doubt the user should consult the respective manufacturer of the material.

During the curing process of the material reaction products of the crosslinker are released.

Ensure good ventilation during application and curing.

The required vulcanization time prolongs with increasing thickness of the silicone layer. One-component silicones are not suitable for full-area bonding, unless there are specific structural conditions that require such full-area application. If one-component silicones are to be used for thickness layers of more than 15 mm please contact our technical department beforehand.

Remark on the application of the colour "alu": Please note that visible dividing lines could appear when the silicone surface is being smoothed and layers of silicone are pushed on top of each other (e. g. in corner areas). These dividing lines can not be removed by smoothing them afterwards. This effect occurs only with the colour "alu" and is caused by a special colour pigment, which creates the metallic effect. It is a specific characteristic of the product in colour "alu" and it does not represent a deficiency. In order to avoid this effect, make sure, that layers of silicone are not pushed on top of each other.

Avoid contact with materials which contain bitumen and which release solvents, e. g. butyl, EPDM, neoprene, insulating- and bituminous paint.

Smoke from cigarettes or similar environmental influences may lead to discolouring of the sealant.

Indoors without daylight or in the case of sporadic artificial lighting, alkoxy/oxime/amine silicone sealants may exhibit a yellowing over time, especially in transparent and light colours. If technically possible, it is recommended to use acetate silicones in these cases.

If using smoothing agent remove the remaining water streaks on the adjoining surfaces immediately after sealing. If the surfaces are cleaned at a later time, permanent streaks may remain.

Upon restoring of joints contaminated with mould the existing elastic sealant must be removed completely. Before re-jointing, the affected jointing areas are to be treated with OTTO Anti-Mildew Spray to remove possibly existing fungal spores. Otherwise a new mould attack may occur in the joints again, despite the mould protection technology of the sealant.

Application information















Due to the many possible influences during and after application, the customer always has to carry out trials first.

Please observe the recommended shelf life which is printed on the packaging.

We recommend to store our products in unopened original packagings dry (< 60 % RH) at temperatures of +15 °C up to +25 °C. If the products are stored and / or transported at higher temperatures / air humidity for longer periods (some weeks), a diminution of durability or a change of material characteristics may arise.

Packaging

Glossy colors

	310 ml cartridge	400 ml aluminium foil bag	580 ml aluminium foil bag
 alu	S115-04-C14	on request	on request
 anthracite	S115-04-C67	on request	S115-08-C67
 beige	S115-04-C16	on request	on request
 concrete grey	S115-04-C56	on request	S115-08-C56
 brown	S115-04-C05	on request	on request
 grey	S115-04-C02	on request	on request
 jasmin	S115-04-C08	on request	on request
 manhattan	S115-04-C43	on request	S115-08-C43
 sanitary grey	S115-04-C18	S115-07-C18	S115-08-C18
 black	S115-04-C04	on request	S115-08-C04
 silk grey	S115-04-C77	on request	S115-08-C77
 silver grey	S115-04-C94	on request	S115-08-C94
 transparent	S115-04-C00	S115-07-C00	S115-08-C00
 white	S115-04-C01	S115-07-C01	S115-08-C01

Glossy colors

Pieces per packaging unit	20	20	20
Pieces per pallet	1200	900	600

Due to typographical reasons the colours shown below may differ from the original colours of the products.
For an exact colour display please request our original colour charts.

Safety precautions

Please observe the material safety data sheet.
After curing, the product is odourless.

Disposal

Information about disposal: Please refer to the material safety data sheet.

Warranty information

The above information and our technical application advice, whether verbal, in writing or by means of tests, are provided to the best of our knowledge, but are non-binding, including with regard to any third-party property rights. The information in this publication does not exempt the processor from carrying out their own tests on our products with regard to their suitability for the intended processes and purposes. The application, use and processing of our products and the products manufactured on the basis of our technical application advice are beyond our control and are therefore the sole responsibility of the processor. If the application for which our products are used is subject to an official authorisation requirement, the user is responsible for obtaining these authorisations. We reserve the right to adapt the product to technical progress and new developments. For the rest, we refer to our General Terms and Conditions, in particular with regard to any liability for defects. You can find our GTC at www.otto-chemie.de.